


Tim MGMP Bahasa Inggris JSIT Jateng

smart with **ENGLISH**



Untuk Kelas III Sekolah Dasar

Berdasarkan Kurikulum JSIT

Digunakan untuk Kalangan Sendiri

3

smart with **ENGLISH**

Untuk Kelas III Sekolah Dasar

Penulis : Tim MGMP Bahasa Inggris JSIT Jateng
- Reni Agustin Prihatiningsih
- Yuyun Yuningsih
- Susilo Wardhani
- Nurmawati
- Budi Lenggono

Editor : Budi Lenggono
Nur Hamsih

Desain Cover : Tim Kreatif eN-Ha Press
Desain & Tata Letak Isi : Tim Kreatif eN-Ha Press
Penerbit : eN-Ha Press Surakarta
Tahun Terbit : 1438 H/2017 M

Preliminary : vi
Halaman Isi : 74
Ukuran Buku : 17.6 x 25 cm

© HAK CIPTA DILINDUNGI OLEH UNDANG-UNDANG NOMOR 19 TAHUN 2002

Dilarang keras mengutip, menjiplak, memfotokopi sebagian atau seluruh isi buku ini serta memperjualbelikannya tanpa izin tertulis dari penerbit **eN-Ha Press Surakarta**.



Pengantar Ketua JSIT Jateng

Assalamu'alaikum Wr. Wb.

Alhamdulillah washolatu wassalamu ala rasulillah wa alaa aalihi wasohbihi ajma'in.

Islamisasi pembelajaran adalah salah satu ciri khas Sekolah Islam Terpadu, sehingga diperlukan sumber-sumber pembelajaran yang memadai agar penanaman Islam dapat berjalan sesuai tujuan yang telah digariskan pemerintah dan juga JSIT.

Terbitnya Smart With English yang disusun oleh Tim MGMP Bahasa Inggris JSIT Jateng ini dapat dijadikan salah satu alternatif bahan ajar untuk sekolah-sekolah Islam Terpadu, mengingat susunan materi yang tertulis dalam buku ini telah sesuai dengan standar mutu SIT.

Harapan kami semoga dengan kehadiran buku ini, dengan dukungan metode pembelajaran yang dapat membantu siswa-siswi dan guru mencapai tujuan pendidikan yang telah digariskan.

Wassalamu'alaikum Wr. Wb.



Ketua
Sigit Cayantoro

Daftar Isi

Kata Pengantar	iii
Pengantar Ketua JSIT Jateng	iv
Daftar Isi	v
UNIT I MY CLASSROOM.....	1
UNIT II MY TEACHER	11
UNIT III MY FAVORIT SUBJECT	21
UNIT IV BE QUITE PLEASE	31
UNIT V LET'S COUNT	39
UNIT VI MY PET	47
UNIT VII MY FAMILY	59
UNIT VIII MY HOUSE	67



UNIT I



MY CLASSROOM

“Read! In the Name of Your Lord, who has created (all that exists)” (Al-Alaq: 1)



LISTENING















Hello, my name is Dzaki.
I am in the third grade of SDIT NurHidayah
Surakarta.
Look! This my classroom
There are many things in my classroom

A. Listen and Repeat

a door	= pintu	a window	= jendela
a clock	= jam dinding	a whitebord	= papan tulis
a board	= spidol	a table	= meja
marker			
a vase	= vas bunga	a chair	= kursi
a map	= peta	a calender	= kalender
a flag	= bendera	a duster	= sulak
a broom	= sapu	a bag	= tas
a pencil	= pensil	a book	= buku
a ruler	= penggaris	a rubber	= penghapus
			pensil
an eraser	= penghapus	envelope	= amplop
	papan tulisan		

B. What is it?

1.   = It is
2.   = It is
3.   = It is
4.   = It is
5.   = It is
6.   = It is

C. Listen to your teacher and write the number according to the right picture!

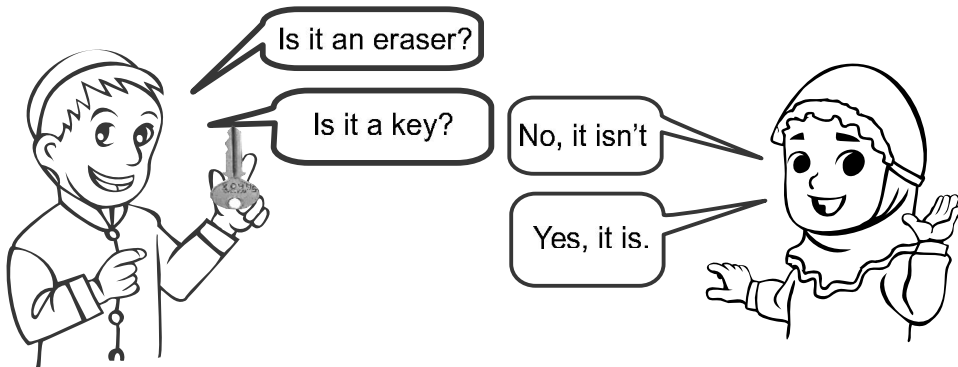
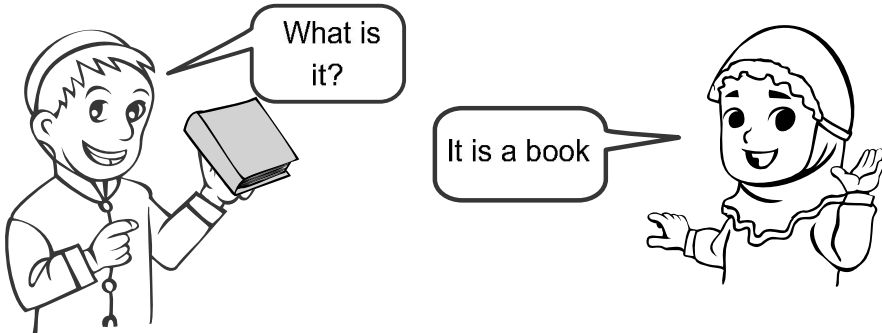


1. a vase = vas bunga
2. a chair = kursi
3. a calendar = kalender
4. a duster = sulak
5. a book = buku
6. a rubber = penghapus pensil
7. an eraser = penghapus papan tulis



READING

A. Language function



What is it?



It is a/an

Penggunaan a dan an

- an = sebuah

an digunakan untuk benda yang berjumlah satu yang pengucapannya diawali huruf vocal (a, i, u, e, o)

contoh: an apple

an igloo

an umbrella

an eraser

an object

- a = digunakan untuk benda yang berjumlah satu yang pengucapannya diawali huruf konsonan (selain a,i,u,e,o)

contoh: a book a flag

a jaket a clock

a glove a leave

a door a horse

a knee etc.

B. Yes/No Question

Is it a key?

Yes, it is.

No, it is not

=

No, it isn't

C. Fill the blanks with "a" or "an"

1. It is ... whiteboard.

6. It is ... pencil

2. It is ... eraser

7. It is ... orange

3. It is ... umbrella

8. It is ... bag

4. It is ... vase

9. It is ... table

5. It is ... ant

10. It is ... mirror



D. Complete these dialogues based on the picture!

1. Nur: What is it?
Huda:



2. Nurul:
Hida: It is a



3. Nadia: Is it a whiteboard?
Nida:



4. Hasan: Is it a flag?
Husein:



5. Fadil:
Faisal: Yes, it is



SPEAKING

Ask five of your friends by using (What is it?) while showing objects that are yours or in the class!

No	Nama	What it is?	It Is
1.			
2.			
3.			
4.			
5.			



HAVE FUN

“Vocabulary Games”

1. Aims: to practice by mentioning objects/things in the classroom.
Group size: whole class or group.
2. Step:
 - a. Student hold up or touch or point to the object.
 - b. Mention the student in another team to answer.
 - c. Those who answers correctly ask a similar question in return.
 - d. If an answer is incorrect, the questioner (or perhaps someone else from the same team) asks another question.
 - f. The team may get the point for every correct question answered.
3. Example:
Group A: What's it?
Group B: It's a/an



DAILY TEST

A. Arrange these words into a good sentence!

1. Is – a – it – pencil =
2. An – it – eraser – is =
3. It – what – is? =
4. It – a – book – is? =
5. It – no – not – is =


B. Choose the right answer by crossing (x) one of the letter a, b, c, or d!

1. Hello, my name is

- a. Dzaki
- b. in the third
- c. Surakarta
- d. Nine years old

2. Now, I am in ... grade of SDIT Nur Hidayah

- a. Surakarta
- b. three
- c. third
- d. classroom

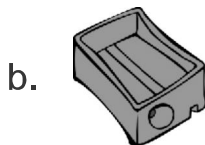
3.  What is it? It is a

- a. flag
- b. glass
- c. flash
- d. glove

4.  It is a

- a. chair
- b. chalk
- c. cock
- d. clock

5. It is a board marker?



6. Is it a key?



- a. Yes, it is
- b. Yes, it is not
- c. No, it is
- d. No, it is not

7. Is it a vase?



- a. Yes, it is
- b. Yes, it is not
- c. No, it is
- d. No, it is not

8. It is a

- a. fan
- b. umbrella
- c. orange
- d. envelope

9. It is an

- a. duster
- b. mirror
- c. envelope
- d. cupboard

10. Arrange these words!

a - it - broom - is?
1 2 3 4

- a. 4, 3, 2, 1
- b. 4, 2, 1, 3
- c. 2, 4, 1, 2
- d. 2, 1, 4, 3

C. Fill in the blanks

1. Arrange these letters!

- a. L-E-R-U-R = _____
- b. P-A-L-M = _____

2. Fill in the blanks with "a" or "an"

- a. This is ... eraser
- b. This is ... broom



3. Complete these dialogues!

a. Is it a table? _____

b. What is it? _____



c. Is it a calendar? _____

d. What is it? _____

