


Tim MGMP Bahasa Inggris JSIT Jateng

smart with ENGLISH



Untuk Kelas II Sekolah Dasar

Berdasarkan Kurikulum JSIT

Digunakan untuk Kalangan Sendiri

2

smart with **ENGLISH**

Untuk Kelas II Sekolah Dasar

Penulis : Tim MGMP Bahasa Inggris JSIT Jateng
- Reni Agustin Prihatiningsih
- Yuyun Yuningsih
- Susilo Wardhani
- Nurmawati
- Budi Lenggono

Editor : Budi Lenggono
Nur Hamsih

Desain Cover : Tim Kreatif eN-Ha Press
Desain & Tata Letak Isi : Tim Kreatif eN-Ha Press
Penerbit : eN-Ha Press Surakarta
Tahun Terbit : 1438 H/2017 M

Preliminary : vi
Halaman Isi : 114
Ukuran Buku : 17.6 x 25 cm

© HAK CIPTA DILINDUNGI OLEH UNDANG-UNDANG NOMOR 19 TAHUN 2002

Dilarang keras mengutip, menjiplak, memfotokopi sebagian atau seluruh isi buku ini serta memperjualbelikannya tanpa izin tertulis dari penerbit **eN-Ha Press Surakarta**.



Kata Pengantar

Alhamdulillah, puji dan syukur kami panjatkan ke hadirat Allah Swt. karena kami telah berhasil menyusun buku Smart With English untuk sekolah dasar ini. Buku ini kami sajikan secara sederhana dengan harapan mudah dipahami oleh peserta didik untuk belajar mengenal bahasa Inggris.

Kami memohon kepada Allah Swt. agar berkenan menjadikan amal kami benar-benar ikhlas untuk mengharap ridha-Nya dan semoga memberi manfaat untuk kami, peserta didik, dan guru pembimbing. Sesungguhnya Dialah yang Maha Pemurah lagi Mahamulia.

Semoga Allah Swt. memberi shalawat kepada Nabi Muhammad saw., keluarga, sahabat, dan orang-orang yang selalu mengikuti jejak beliau hingga akhir zaman kelak. Segala puji syukur bagi Allah Rabb semesta alam.

Pepatah bilang, “tiada gading yang tak retak”. Demikian juga dengan buku ini. Oleh sebab itu, kritik dan saran untuk perbaikan buku ini sangat kami harapkan dari semua pihak. Akhirnya, kami mengucapkan terima kasih kepada semua pihak yang telah membantu penyusunan buku ini.

Surakarta, Maret 2017

Penulis



Pengantar Ketua JSIT Jateng

Assalamu'alaikum Wr. Wb.

Alhamdulillah washolatu wassalamu ala rasulillah wa alaa aalihi wasohbihi ajma'in.

Islamisasi pembelajaran adalah salah satu ciri khas Sekolah Islam Terpadu, sehingga diperlukan sumber-sumber pembelajaran yang memadai agar penanaman Islam dapat berjalan sesuai tujuan yang telah digariskan pemerintah dan juga JSIT.

Terbitnya Smart With English yang disusun oleh Tim MGMP Bahasa Inggris JSIT Jateng ini dapat dijadikan salah satu alternatif bahan ajar untuk sekolah-sekolah Islam Terpadu, mengingat susunan materi yang tertulis dalam buku ini telah sesuai dengan standar mutu SIT.

Harapan kami semoga dengan kehadiran buku ini, dengan dukungan metode pembelajaran yang dapat membantu siswa-siswi dan guru mencapai tujuan pendidikan yang telah digariskan.

Wassalamu'alaikum Wr. Wb.


Ketua
Sigit Cayantoro

Daftar Isi

Kata Pengantar	iii
Pengantar Ketua JSIT Jateng	iv
Daftar Isi	v
UNIT I GREETING.....	1
UNIT II WHAT IS IT?	19
UNIT III ASKING PERMISSION	33
UNIT IV FRUITS	47
UNIT V HOW MANY BOOKS ARE THERE?.....	61
UNIT VI ANIMAL	75
UNIT VII NATURE	91
UNIT VIII VEGETABLES	105





UNIT I



GREETING

“...Would I show you something that if done will make you love each other? Spread the greeting among you”
(HR. Muslim)





LISTENING


A. Listen and Repeat



Good Morning



Good Evening



Good Afternoon



Good Night



Good Bye

B. Listen to your teacher!

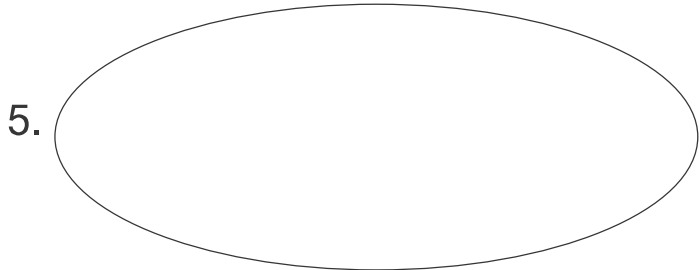
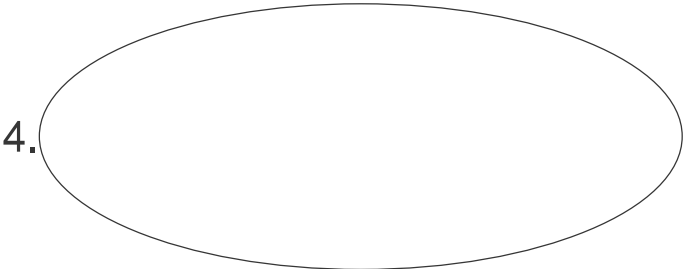
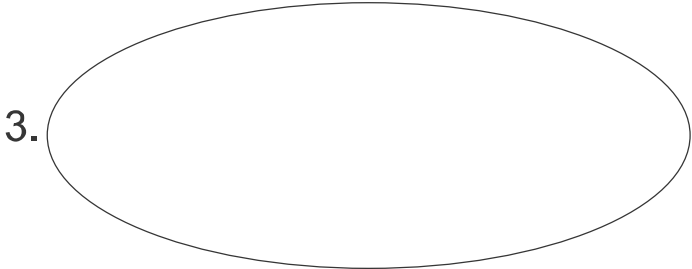
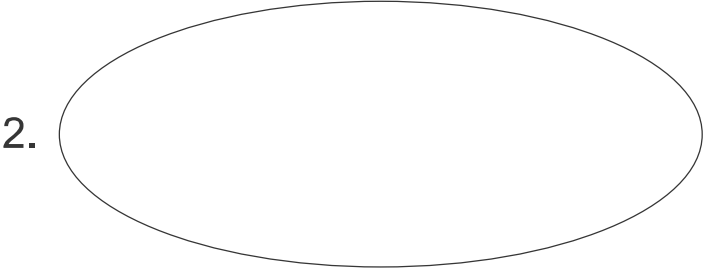
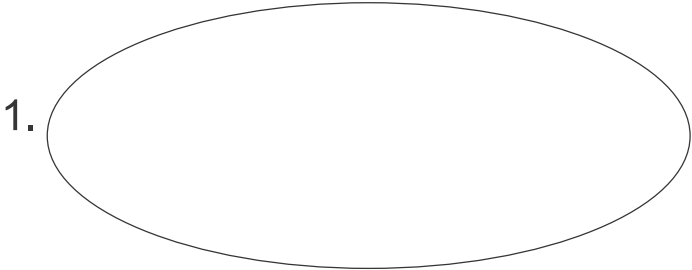
Hasan	What is your Name	
Husen	My Name is Husen	
Hasan	How Are you?	
Husen	- I am not Ok - I am fine	- I am not good - I am great
Hasan	Nice to meet	
Husen	Nice to meet you too	

C. Give a thick (✓) for an appropriate word as your teacher says!

1. a. Good morning 2. a. Good evening
- b. Good afternoon b. Good night
- c. Good night c. Good bye
3. a. Nice to meet you 4. a. Good bye
- b. What is your name? b. I am OK
- c. Good bye c. How are you
5. a. I am good
- b. My name is Rara
- c. Good bye



D. Draw the situation as your teacher says!





SPEAKING

A. Look at the picture

Dialogue 1. At the masjid



Dialogue 2. In the Street



Dialogue 3. In the Bedroom



Dialogue 4. In the Classroom




Dialogue 5. At School



B. Ask your friends!





Good bye dear..




Assalamu'alaikum. Hello.
What is your name?



Wa'alaikummussalam,
Hello.
.....
is Aldi.

.....



Nice to meet you too



C. Ask people you meet around the school!

Greetings	With Teachers	With Employees	With Friends
Nice to meet you			
Good morning			
Good afternoon			
How are you			
Good bye			
My name is ... What is your name?			



HAVE FUN

Let's sing together! Available in Video

Good morning, good morning

Good morning how are you?

I'm fine I'm fine I'm fine thank you

Good afternoon good afternoon

Good afternoon how are you

I'm not good I'm not good I'm not good Oh..no

Good evening good evening

Good evening how are you

I'm great I'm great I'm great thank you





READING

A. Read after your teacher!

Dialogue 1

Hasan : Good morning!

Farhan : Morning

Hasan : Hi, my name is Hasan. What is your name?

Farhan : Hi Hasan. Nice to meet you. My name is Farhan

Hasan : Nice to meet you too, Farhan.

Dialogue 2

Teacher : Assalamu'alaikum, Good afternoon, students!

Students : Wa'alaikummussalam, Mom. Good afternoon.

Teacher : How are you?

Students : Fine, thank you. And you?

Teacher : I am fine too, thank you

Dialogue 3

Daddy : Good evening, Husen

Husen : Good evening, Daddy

Daddy : How are you?

Husen : I am great, thanks. And you?


Daddy : I am great too.



B. Read Aloud!



Morning
It's morning
Good morning everyone



Afternoon
It's afternoon
Good afternoon everyone



evening
It's evening
Good evening everyone



Night
It's Night
Good night everyone



Good bye
It's good bye
Good bye everyone

C. Arrange this Sentences into Good Dialogue!

Good morning

What is your name?

How are you today?

Nice to meet you

Goodbye

Goodbye

Nice to meet you too

Good morning

I am fine thank you

My name is Zahra





WRITING

Write the Missing letter!



G _ _ e _ e _ i _ g



G _ _ _ i _ t



G _ d m _ r _ i _ g




G _ _ a _ t _ r _ o _



_ o _ d _ y _



_ i _ e t m _ _ t _ o _



l _ _ _ i _ e



t _ a _ _ y _ o



W _ a _ _ is _ _ _ ur _ _ _ me?



l _ _ o _ s Hasan



DAILY TEST

A. Cross (x) a b or c as the right answer!

1. “o-d-o-g o-m-r-g-i-n-n” is arranged
 - a. Good mornnig
 - b. Godo mirnong
 - c. Goog morning
2. “a-t-r-e-f-n-n-o-o” is arranged
 - a. Afternoon
 - b. Noonafter
 - c. Nonoeftar
3. “v-i-n-g-e-n-e” is arranged
 - a. Evineng
 - b. Evening
 - c. Ningeve
4. “o-g-o-d-i-h-g-n-t” is arranged
 - a. Good night
 - b. Goid noght
 - c. Good nihtg
5. “i-n-e-c-t-o-e-m-e-t-o-u-y” is arranged
 - a. Nice to meet you
 - b. Meet you nice to
 - c. Nice meet you to
6. “name – my – Syahid is” is arranged
 - a. Name Syahid is my
 - b. Syahid is my name
 - c. Is my name syahid

7. "what-name- your – is" is arranged

- a. Name Syahid is my
- b. Syahid is my name
- c. Is my name syahid

8.  You can say

- a. Thank you
- b. Good bye
- c. See you

9.  Teacher: How are you today?

Student:

- a. I am OK
- b. I am not OK
- c. I am good

10.  Teacher: How are you today?

Student:

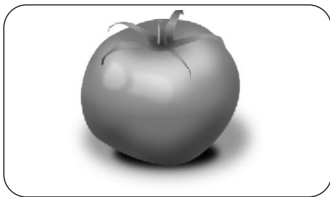
- a. good bye
- b. I am fine
- c. thank you

B. Rearrange the sentences below!

1. name – my – Hani – is =
2. to – meet – nice – you =
3. are – how – today – you =
4. great – I – am =
5. my – goodbye – friends =
6. good – am – I =
7. Ok- not – am – I =
8. too – nice – to –you –meet =
9. your – what – name – is - ? =
10. fine – I – am – you – thank =

C. Answer the questions!

1.



A: What is it?

B:


2.



A: What is it?

B:

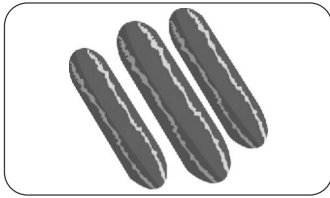
3.



A: What vegetable do you like?

B:

4.



A: What vegetable do you like?

B:

5. Draw the situation based on the greeting

